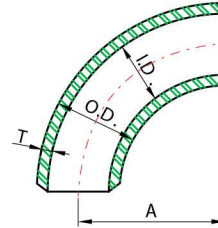
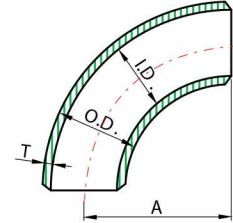
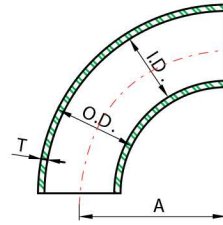


Welded Fittings ASTM A403



STEEL
RESOURCES
UNLIMITED, INC

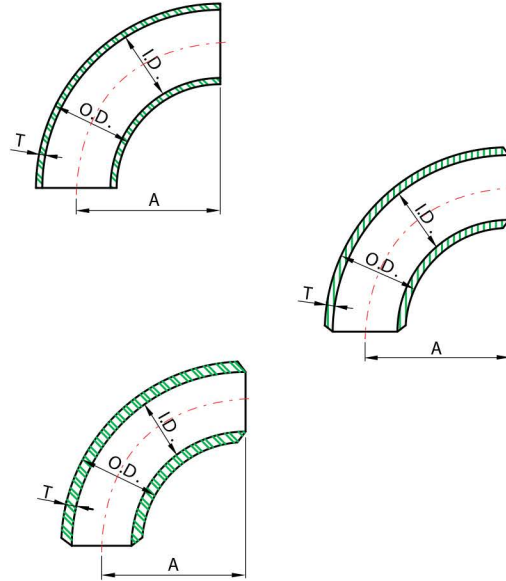




DIMENSIONS

unit : inch

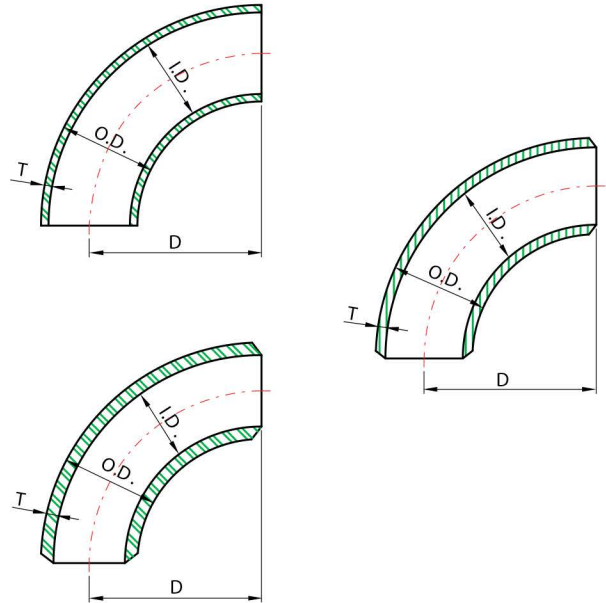
Nominal pipe size	Outside diameter (O.D.)	Center to face (A)	Schedule 5S			Schedule 10S			Schedule 40S		
			Inside diameter (I.D.)	Wall thickness (T)	Approx. weight * *	Inside diameter (I.D.)	Wall thickness (T)	Approx. weight * *	Inside diameter (I.D.)	Wall thickness (T)	Approx. weight * *
1/2	.840	1-1/2	.710	.065	.12	.674	.083	.14	.622	.109	.18
3/4	1.050	1-1/2	.920	.065	.13	.884	.083	.15	.824	.113	.19
1	1.315	1-1/2	1.185	.065	.19	1.097	.109	.30	1.049	.133	.35
1-1/4	1.660	1-7/8	1.530	.065	.31	1.442	.109	.50	1.380	.140	.56
1-1/2	1.900	2-1/4	1.770	.065	.38	1.682	.109	.69	1.610	.145	.88
2	2.375	3	2.245	.065	.64	2.157	.109	1.13	2.067	.154	1.56
2-1/2	2.875	3-3/4	2.709	.083	1.50	2.635	.120	1.88	2.469	.203	3.00
3	3.500	4-1/2	3.334	.083	2.00	3.260	.120	2.69	3.068	.216	4.81
3-1/2	4.000	5-1/4	3.834	.083	2.62	3.760	.120	3.75	3.548	.226	6.25
4	4.500	6	4.334	.083	3.31	4.260	.120	4.75	4.026	.237	9.19
5	5.563	7-1/2	5.345	.109	6.50	5.295	.134	8.00	5.047	.258	15.13
6	6.625	9	6.407	.109	10.00	6.357	.134	12.00	6.065	.280	24.00
8	8.625	12	8.407	.109	17.30	8.329	.148	23.50	7.981	.322	47.50
10	10.750	15	10.482	.134	32.00	10.420	.165	43.00	10.020	.365	85.00
12	12.750	18	12.438	.156	51.00	12.390	.180	60.00	12.000	.375	131.00
14	14.000	21	13.688	.156	68.00	13.624	.188	80.00	13.250	.375	155.00
16	16.000	24	15.670	.165	100.00	15.624	.188	105.00	15.250	.375	202.00
18	18.000	27	17.670	.165	125.00	17.624	.188	132.00	17.250	.375	269.00
20	20.000	30	19.624	.188	165.00	19.564	.218	220.00	19.250	.375	330.00
24	24.000	36	23.564	.218	280.00	23.500	.250	310.00	23.250	.375	464.00



DIMENSIONS

unit : inch / lb

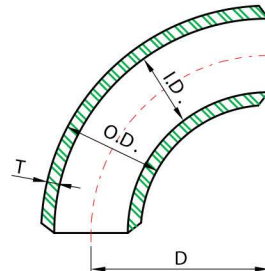
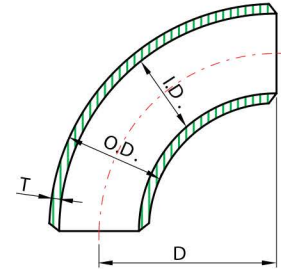
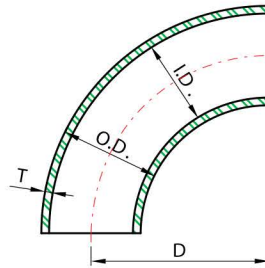
Nominal pipe size	Outside diameter (O.D.)	Center to face (A)	Schedule 80S			Schedule 160			XX Strong Wall		
			Inside diameter (I.D.)	Wall thickness (T)	Approx. weight **	Inside diameter (I.D.)	Wall thickness (T)	Approx. weight **	Inside diameter (I.D.)	Wall thickness (T)	Approx. weight **
1/2	.840	1-1/2	.546	.147	.23	.464	.188	.29	.252	.294	.46
3/4	1.050	1-1/2	.742	.154	.25	.612	.219	.35	.434	.308	.50
1	1.315	1-1/2	.957	.179	.48	.815	.250	.67	.599	.358	.96
1-1/4	1.660	1-7/8	1.278	.191	.88	1.160	.250	1.15	.896	.382	1.76
1-1/2	1.900	2-1/4	1.500	.200	1.13	1.338	.281	1.59	1.100	.400	2.26
2	2.375	3	1.939	.218	2.00	1.689	.343	3.14	1.503	.436	4.00
2-1/2	2.875	3-3/4	2.323	.276	4.00	2.125	.375	5.44	1.771	.552	8.00
3	3.500	4-1/2	2.900	.300	6.56	2.624	.438	9.58	2.300	.600	13.12
3-1/2	4.000	5-1/4	3.364	.318	8.80	-----	-----	-----	2.728	.636	17.60
4	4.500	6	3.826	.337	13.63	3.438	.531	21.53	3.152	.674	27.26
5	5.563	7-1/2	4.813	.375	21.13	4.313	.625	35.29	4.063	.750	42.26
6	6.625	9	5.761	.432	36.00	5.187	.719	59.76	4.897	.864	72.00
8	8.625	12	7.625	.500	73.00	6.813	.906	132.00	6.875	.875	127.00
10	10.750	15	9.750	.500	114.00	8.500	1.125	256.00	-----	-----	-----
12	12.750	18	11.750	.500	175.00	10.126	1.312	458.00	-----	-----	-----
14	14.000	21	13.000	.500	206.00	11.188	1.406	-----	-----	-----	-----
16	16.000	24	15.000	.500	269.00	12.812	1.594	-----	-----	-----	-----
18	18.000	27	17.000	.500	350.00	14.438	1.781	-----	-----	-----	-----
20	20.000	30	19.000	.500	439.00	16.062	1.969	-----	-----	-----	-----
24	24.000	36	23.000	.500	617.00	19.312	2.344	-----	-----	-----	-----



DIMENSIONS

unit : inch / lb

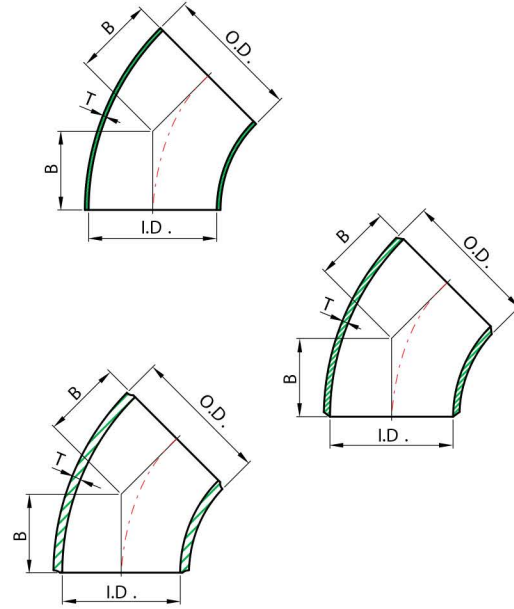
Nominal pipe size	Outside diameter (O.D.)	Center to face (D)	Schedule 5S			Schedule 10S			Schedule 40S		
			Inside diameter (I.D.)	Wall thickness (T)	Approx. weight **	Inside diameter (I.D.)	Wall thickness (T)	Approx. weight **	Inside diameter (I.D.)	Wall thickness (T)	Approx. weight **
1	1.315	1	1.185	.065	.17	1.097	.109	.23	1.049	.133	.26
1-1/4	1.660	1-1/4	1.530	.065	.31	1.442	.109	.38	1.380	.140	.45
1-1/2	1.900	1-1/2	1.770	.065	.43	1.682	.109	.49	1.610	.145	.63
2	2.375	2	2.245	.065	.63	2.157	.109	.81	2.067	.154	1.13
2-1/2	2.875	2-1/2	2.709	.083	1.25	2.635	.120	1.36	2.469	.203	2.25
3	3.500	3	3.334	.083	1.75	3.260	.120	2.17	3.068	.216	3.31
3-1/2	4.000	3-1/2	3.834	.083	2.35	3.760	.120	3.05	3.548	.226	4.54
4	4.500	4	4.334	.083	3.12	4.260	.120	3.79	4.026	.237	6.88
5	5.563	5	5.345	.109	4.94	5.295	.134	6.12	5.047	.258	11.63
6	6.625	6	6.407	.109	7.75	6.357	.134	9.15	6.065	.280	17.50
8	8.625	8	8.407	.109	15.44	8.329	.148	17.63	7.981	.322	37.60
10	10.750	10	10.482	.134	27.40	10.420	.165	35.00	10.020	.365	63.00
12	12.750	12	12.438	.156	35.00	12.390	.180	40.00	12.000	.375	80.00
14	14.000	14	13.688	.156	44.00	13.624	.188	52.00	13.250	.375	101.00
16	16.000	16	15.670	.165	65.00	15.624	.188	68.00	15.250	.375	131.00
18	18.000	18	17.670	.165	81.00	17.624	.188	86.00	17.250	.375	175.00
20	20.000	20	19.624	.188	107.00	19.564	.218	143.00	19.250	.375	215.00
24	24.000	24	23.564	.218	182.00	23.500	.250	202.00	23.250	.375	302.00



DIMENSIONS

unit : inch / lb

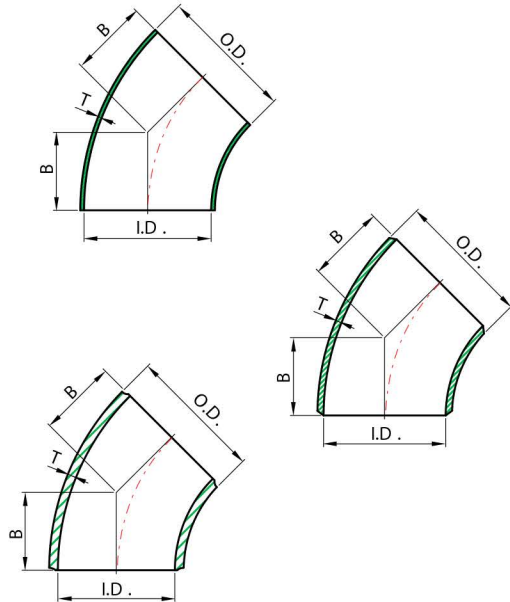
Nominal pipe size	Outside diameter (O.D.)	Center to face (D)	Schedule 80S			Schedule 160			XX Strong Wall		
			Inside diameter (I.D.)	Wall thickness (T)	Approx. weight **	Inside diameter (I.D.)	Wall thickness (T)	Approx. weight **	Inside diameter (I.D.)	Wall thickness (T)	Approx. weight **
1	1.315	1	.957	.179	.38	.815	.250	.53	.599	.358	.76
1-1/4	1.660	1-1/4	1.278	.191	.63	1.160	.250	.82	.896	.382	1.26
1-1/2	1.900	1-1/2	1.500	.200	.88	1.338	.281	1.23	1.100	.400	1.76
2	2.375	2	1.939	.218	1.55	1.689	.343	2.43	1.503	.436	3.10
2-1/2	2.875	2-1/2	2.323	.276	2.88	2.125	.375	3.88	1.771	.552	5.76
3	3.500	3	2.900	.300	4.20	2.624	.438	6.09	2.300	.600	8.40
3-1/2	4.000	3-1/2	3.364	.318	5.35	-----	-----	-----	2.728	.636	10.70
4	4.500	4	3.826	.337	9.06	3.438	.531	14.22	3.152	.674	18.12
5	5.563	5	4.813	.375	16.10	4.313	.625	26.72	4.063	.750	32.20
6	6.625	6	5.761	.432	26.00	5.187	.719	43.16	4.897	.864	52.00
8	8.625	8	7.625	.500	54.80	6.813	.906	99.18	6.875	.875	109.00
10	10.750	10	9.750	.500	99.80	8.500	1.125	224.00	-----	-----	-----
12	12.750	12	11.750	.500	125.00	10.126	1.312	327.00	-----	-----	-----
14	14.000	14	13.000	.500	135.00	11.188	1.406	-----	-----	-----	-----
16	16.000	16	15.000	.500	175.00	12.812	1.594	-----	-----	-----	-----
18	18.000	18	17.000	.500	228.00	14.438	1.781	-----	-----	-----	-----
20	20.000	20	19.000	.500	285.00	16.062	1.969	-----	-----	-----	-----
24	24.000	24	23.000	.500	401.00	19.312	2.344	-----	-----	-----	-----



DIMENSIONS

unit : inch / lb

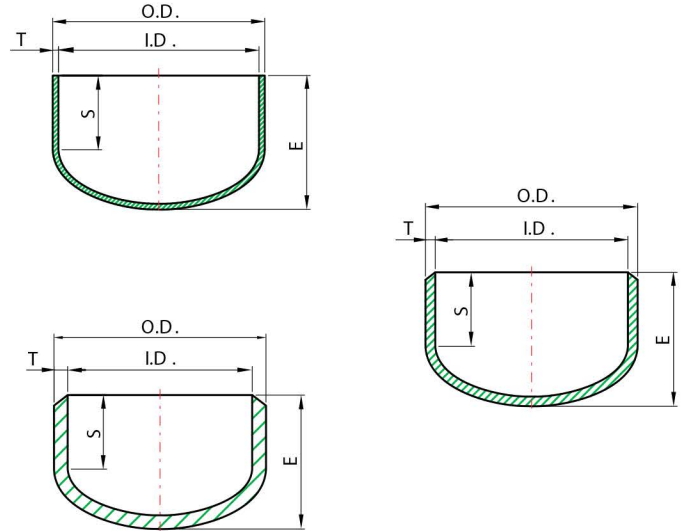
Nominal pipe size	Outside diameter (O.D.)	Center to face (B)	Schedule 5S			Schedule 10S			Schedule 40S		
			Inside diameter (I.D.)	Wall thickness (T)	Approx. weight * *	Inside diameter (I.D.)	Wall thickness (T)	Approx. weight * *	Inside diameter (I.D.)	Wall thickness (T)	Approx. weight * *
1/2	.840	5/8	.710	.065	.06	.674	.083	.07	.622	.109	.09
3/4	1.050	7/16	.920	.065	.06	.884	.083	.07	.824	.113	.09
1	1.315	7/8	1.185	.065	.12	1.097	.109	.19	1.049	.133	.25
1-1/4	1.660	1	1.530	.065	.19	1.442	.109	.25	1.380	.140	.38
1-1/2	1.900	1-1/8	1.770	.065	.25	1.682	.109	.38	1.610	.145	.50
2	2.375	1-3/8	2.245	.065	.31	2.157	.109	.56	2.067	.154	.88
2-1/2	2.875	1-3/4	2.709	.083	.75	2.635	.120	1.06	2.469	.203	1.69
3	3.500	2	3.334	.083	1.06	3.260	.120	1.38	3.068	.216	2.38
3-1/2	4.000	2-1/4	3.834	.083	1.16	3.760	.120	1.66	3.548	.226	3.13
4	4.500	2-1/2	4.334	.083	1.66	4.260	.120	2.38	4.026	.237	4.60
5	5.563	3-1/8	5.345	.109	3.25	5.295	.134	4.00	5.047	.258	7.57
6	6.625	3-3/4	6.407	.109	5.00	6.357	.134	6.00	6.065	.280	12.00
8	8.625	5	8.407	.109	8.65	8.329	.148	11.75	7.981	.322	23.75
10	10.750	6-1/4	10.482	.134	16.00	10.420	.165	21.50	10.020	.365	42.50
12	12.750	7-1/2	12.438	.156	25.50	12.390	.180	30.00	12.000	.375	65.50
14	14.000	8-3/4	13.688	.156	34.00	13.624	.188	40.00	13.250	.375	77.50
16	16.000	10	15.670	.165	50.00	15.624	.188	52.50	15.250	.375	101.00
18	18.000	11-1/4	17.670	.165	62.50	17.624	.188	66.00	17.250	.375	131.00
20	20.000	12-1/2	19.624	.188	82.50	19.564	.218	110.00	19.250	.375	165.00
24	24.000	15	23.564	.218	140.00	23.500	.250	155.00	23.250	.375	232.00



DIMENSIONS

unit : inch / lb

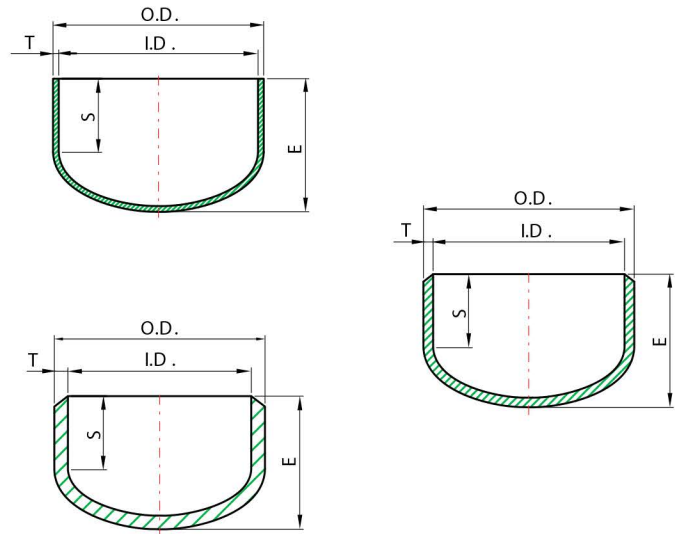
Nominal pipe size	Outside diameter (O.D.)	Center to face (B)	Schedule 80S			Schedule 160			XX Strong Wall		
			Inside diameter (I.D.)	Wall thickness (T)	Approx. weight * *	Inside diameter (I.D.)	Wall thickness (T)	Approx. weight * *	Inside diameter (I.D.)	Wall thickness (T)	Approx. weight * *
1/2	.840	5/8	.546	.147	.12	.464	.188	.16	.252	.294	.24
3/4	1.050	7/16	.742	.154	.12	.612	.219	.16	.434	.308	.24
1	1.315	7/8	.957	.179	.31	.815	.250	.43	.599	.358	.62
1-1/4	1.660	1	1.278	.191	.50	1.160	.250	.85	.896	.382	1.00
1-1/2	1.900	1-1/8	1.500	.200	.63	1.338	.281	.88	1.100	.400	1.26
2	2.375	1-3/8	1.939	.218	1.13	1.689	.343	1.77	1.503	.436	2.26
2-1/2	2.875	1-3/4	2.323	.276	2.19	2.125	.375	2.95	1.771	.552	4.38
3	3.500	2	2.900	.300	3.31	2.624	.438	4.80	2.300	.600	6.62
3-1/2	4.000	2-1/4	3.364	.318	4.40	-----	-----	-----	2.728	.636	8.80
4	4.500	2-1/2	3.826	.337	6.82	3.438	.531	10.87	3.152	.674	13.64
5	5.563	3-1/8	4.813	.375	10.56	4.313	.625	17.52	4.063	.750	21.12
6	6.625	3-3/4	5.761	.432	18.00	5.187	.719	20.88	4.897	.864	36.00
8	8.625	5	7.625	.500	36.50	6.813	.906	64.24	6.875	.875	63.87
10	10.750	6-1/4	9.750	.500	57.00	8.500	1.125	127.00	-----	-----	-----
12	12.750	7-1/2	11.750	.500	87.50	10.126	1.312	229.00	-----	-----	-----
14	14.000	8-3/4	13.000	.500	103.00	11.188	1.406	-----	-----	-----	-----
16	16.000	10	15.000	.500	134.00	12.812	1.594	-----	-----	-----	-----
18	18.000	11-1/4	17.000	.500	175.00	14.438	1.781	-----	-----	-----	-----
20	20.000	12-1/2	19.000	.500	219.00	16.062	1.969	-----	-----	-----	-----
24	24.000	15	23.000	.500	308.00	19.312	2.344	-----	-----	-----	-----



DIMENSIONS

unit : inch / lb

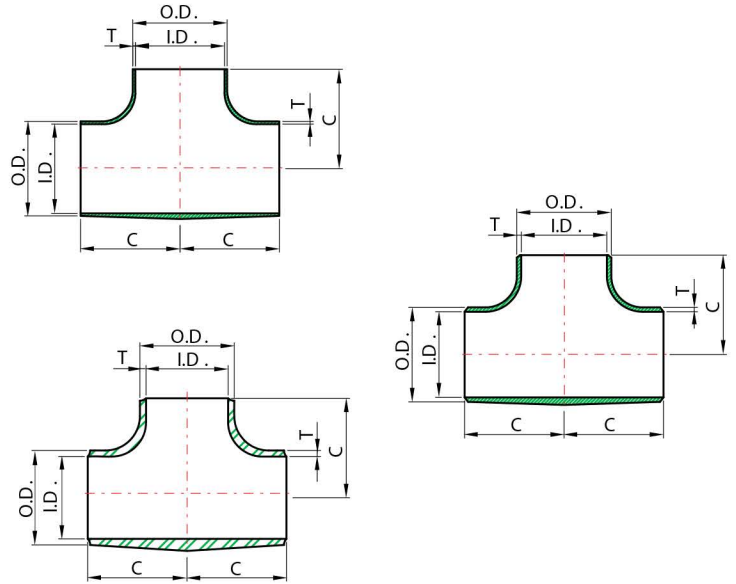
Nominal pipe size	Outside diameter (O.D.)	Length (E)	Tangent Length (S)	Schedule 5S			Schedule 10S			Schedule 40S		
				Inside diameter (I.D.)	Wall thickness (T)	Approx. weight * *	Inside diameter (I.D.)	Wall thickness (T)	Approx. weight * *	Inside diameter (I.D.)	Wall thickness (T)	Approx. weight * *
1/2	.840	1	.74	.710	.065	.08	.674	.083	.09	.622	.109	.10
3/4	1.050	1	.68	.920	.065	.11	.884	.083	.12	.824	.113	.13
1	1.315	1-1/2	1.10	1.185	.065	.18	1.097	.109	.19	1.049	.133	.28
1-1/4	1.660	1-1/2	1.02	1.530	.065	.20	1.442	.109	.28	1.380	.140	.38
1-1/2	1.900	1-1/2	.95	1.770	.065	.22	1.682	.109	.31	1.610	.145	.50
2	2.375	1-1/2	.83	2.245	.065	.36	2.157	.109	.38	2.067	.154	.60
2-1/2	2.875	1-1/2	.68	2.709	.083	.50	2.635	.120	.56	2.469	.203	1.00
3	3.500	2	1.02	3.334	.083	.86	3.260	.120	.88	3.068	.216	1.56
3-1/2	4.000	2-1/2	1.40	3.834	.083	1.20	3.760	.120	1.25	3.548	.226	2.25
4	4.500	2-1/2	1.26	4.334	.083	1.25	4.260	.120	1.44	4.026	.237	2.69
5	5.563	3	1.48	5.345	.109	2.00	5.295	.134	2.25	5.047	.258	4.06
6	6.625	3-1/2	1.70	6.407	.109	2.75	6.357	.134	3.00	6.065	.280	7.12
8	8.625	4	1.68	8.407	.109	4.50	8.329	.148	5.50	7.981	.322	12.50
10	10.750	5	2.13	10.482	.134	9.50	10.420	.165	10.80	10.020	.365	20.30
12	12.750	6	2.63	12.438	.156	14.00	12.390	.180	14.40	12.000	.375	28.80
14	14.000	6-1/2	2.81	13.688	.156	17.00	13.624	.188	18.00	13.250	.375	35.70
16	16.000	7	2.81	15.670	.165	30.00	15.624	.188	32.00	15.250	.375	48.50
18	18.000	8	3.31	17.670	.165	38.00	17.624	.188	39.60	17.250	.375	59.40
20	20.000	9	3.81	19.624	.188	55.00	19.564	.218	60.00	19.250	.375	75.00
24	24.000	10-1/2	4.31	23.564	.218	75.00	23.500	.250	76.00	23.250	.375	98.00



DIMENSIONS

unit : inch / lb

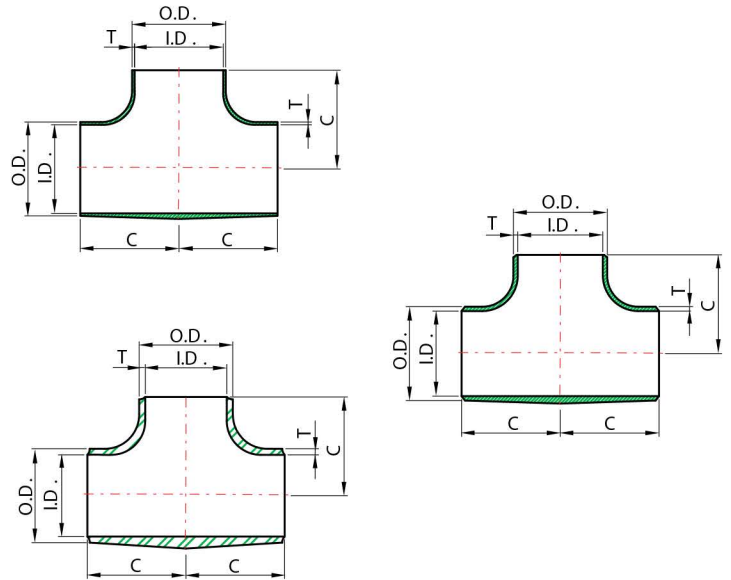
Nominal pipe size	Outside diameter (O.D.)	Length (E) Tangent Length (S)	Length (E1) Tangent Length (S)	Schedule 80S			Schedule 160			XX Strong Wall		
				Inside diameter (I.D.)	Wall thickness (T)	Approx. weight **	Inside diameter (I.D.)	Wall thickness (T)	Approx. weight **	Inside diameter (I.D.)	Wall thickness (T)	Approx. weight **
1/2	.840	E 1 S .72	E1 1 S .64	.546	.147	.11	.464	.188	.14	.252	.294	.22
3/4	1.050	E 1 S .66	E1 1 S .58	.742	.154	.14	.612	.219	.20	.434	.308	.28
1	1.315	E 1-1/2 S 1.08	E1 1-1/2 S .99	.957	.179	.29	.815	.250	.40	.599	.358	.58
1-1/4	1.660	E 1-1/2 S .99	E1 1-1/2 S .89	1.278	.191	.39	1.160	.250	.50	.896	.382	.78
1-1/2	1.900	E 1-1/2 S .93	E1 1-1/2 S .83	1.500	.200	.54	1.338	.281	.75	1.100	.400	1.08
2	2.375	E 1-1/2 S .80	E1 1-3/4 S .95	1.939	.218	.75	1.689	.343	1.17	1.503	.436	1.50
2-1/2	2.875	E 1-1/2 S .64	E1 2 S 1.01	2.323	.276	1.12	2.125	.375	1.48	1.771	.552	2.24
3	3.500	E 2 S .98	E1 2-1/2 S 1.32	2.900	.300	1.87	2.624	.438	2.71	2.300	.600	3.74
3-1/2	4.000	E 2-1/2 S 1.34	E1 3 S 1.70	3.364	.318	2.50	-----	-----	-----	2.728	.636	5.00
4	4.500	E 2-1/2 S 1.21	E1 3 S 1.60	3.826	.337	3.54	3.438	.531	5.55	3.152	.674	7.08
5	5.563	E 3 S 1.42	E1 3-1/2 S 1.73	4.813	.375	5.63	4.313	.625	9.34	4.063	.750	11.26
6	6.625	E 3-1/2 S 1.63	E1 4 S 1.91	5.761	.432	10.00	5.187	.719	16.00	4.897	.864	20.00
8	8.625	E 4 S 1.59	E1 5 S 2.41	7.625	.500	16.38	6.813	.906	29.64	6.875	.875	22.76
10	10.750	E 5 S 2.06	E1 6 S 2.75	9.750	.500	27.30	8.500	1.125	61.42	-----	-----	-----
12	12.750	E 6 S 2.56	E1 7 S 3.16	11.750	.500	36.60	10.126	1.312	95.00	-----	-----	-----
14	14.000	E 6-1/2 S 2.75	-----	13.000	.500	48.00	11.188	1.406	-----	-----	-----	-----
16	16.000	E 7 S 2.75	-----	15.000	.500	65.00	12.812	1.594	-----	-----	-----	-----
18	18.000	E 8 S 3.25	-----	17.000	.500	79.20	14.438	1.781	-----	-----	-----	-----
20	20.000	E 9 S 3.75	-----	19.000	.500	88.00	16.062	1.969	-----	-----	-----	-----
24	24.000	E 10-1/2 S 4.25	-----	23.000	.500	135.00	19.312	2.344	-----	-----	-----	-----



DIMENSIONS

unit : inch / lb

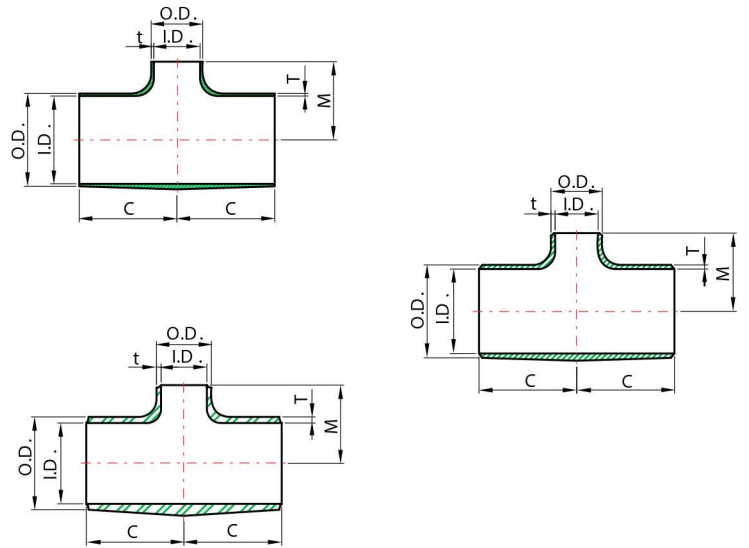
Nominal pipe size	Outside diameter (O.D.)	Center to end (C)	Schedule 5S			Schedule 10S			Schedule 40S		
			Inside diameter (I.D.)	Wall thickness (T)	Approx. weight **	Inside diameter (I.D.)	Wall thickness (T)	Approx. weight **	Inside diameter (I.D.)	Wall thickness (T)	Approx. weight **
1/2	.840	1	.710	.065	.19	.674	.083	.21	.622	.109	.23
3/4	1.050	1-1/8	.920	.065	.22	.884	.083	.28	.824	.113	.38
1	1.315	1-1/2	1.185	.065	.40	1.097	.109	.63	1.049	.133	.65
1-1/4	1.660	1-7/8	1.530	.065	.75	1.442	.109	1.10	1.380	.140	1.31
1-1/2	1.900	2-1/4	1.770	.065	.95	1.682	.109	1.50	1.610	.145	1.90
2	2.375	2-1/2	2.245	.065	1.20	2.157	.109	1.87	2.067	.154	2.83
2-1/2	2.875	3	2.709	.083	2.15	2.635	.120	3.10	2.469	.203	4.85
3	3.500	3-3/8	3.334	.083	3.40	3.260	.120	3.90	3.068	.216	7.30
3-1/2	4.000	3-3/4	3.834	.083	5.50	3.760	.120	5.88	3.548	.226	9.00
4	4.500	4-1/8	4.334	.083	7.20	4.260	.120	7.63	4.026	.237	11.63
5	5.563	4-7/8	5.345	.109	13.00	5.295	.134	13.45	5.047	.258	20.75
6	6.625	5-5/8	6.407	.109	17.20	6.357	.134	17.80	6.065	.280	24.25
8	8.625	7	8.407	.109	31.00	8.329	.148	34.50	7.981	.322	46.10
10	10.750	8-1/2	10.482	.134	55.00	10.420	.165	59.00	10.020	.365	78.00
12	12.750	10	12.438	.156	83.00	12.390	.180	87.00	12.000	.375	137.00
14	14.000	11	13.688	.156	89.00	13.624	.188	107.00	13.250	.375	175.00
16	16.000	12	15.670	.165	115.00	15.624	.188	130.00	15.250	.375	220.00
18	18.000	13-1/2	17.670	.165	149.00	17.624	.188	169.00	17.250	.375	286.00
20	20.000	15	19.624	.188	171.00	19.564	.218	228.00	19.250	.375	358.00
24	24.000	17	23.564	.218	298.00	23.500	.250	343.00	23.250	.375	498.00



DIMENSIONS

unit : inch / lb

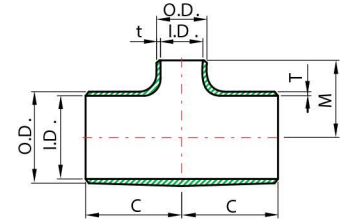
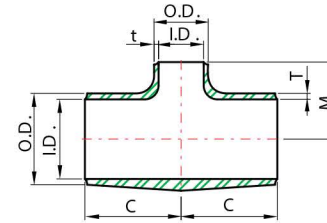
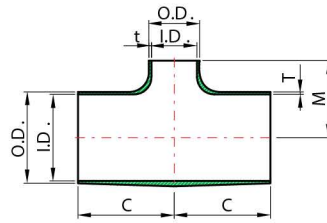
Nominal pipe size	Outside diameter (O.D.)	Center to end (C)	Schedule 80S			Schedule 160S			XX Strong Wall		
			Inside diameter (I.D.)	Wall thickness (T)	Approx. weight **	Inside diameter (I.D.)	Wall thickness (T)	Approx. weight **	Inside diameter (I.D.)	Wall thickness (T)	Approx. weight **
1/2	.840	1	.546	.147	.30	.464	.188	.38	.252	.294	.60
3/4	1.050	1-1/8	.742	.154	.45	.612	.219	.64	.434	.308	.90
1	1.315	1-1/2	.957	.179	.85	.815	.250	1.19	.599	.358	1.70
1-1/4	1.660	1-7/8	1.278	.191	1.50	1.160	.250	1.97	.896	.382	3.00
1-1/2	1.900	2-1/4	1.500	.200	2.25	1.338	.281	3.15	1.100	.400	4.50
2	2.375	2-1/2	1.939	.218	3.50	1.689	.343	5.50	1.503	.436	7.00
2-1/2	2.875	3	2.323	.276	6.90	2.125	.375	9.38	1.771	.552	13.80
3	3.500	3-3/8	2.900	.300	9.80	2.624	.438	14.31	2.300	.600	19.60
3-1/2	4.000	3-3/4	3.364	.318	12.00	-----	-----	-----	2.728	.636	24.00
4	4.500	4-1/8	3.826	.337	17.00	3.438	.531	26.86	3.152	.674	34.00
5	5.563	4-7/8	4.813	.375	25.00	4.313	.625	41.75	4.063	.750	50.00
6	6.625	5-5/8	5.761	.432	30.00	5.187	.719	49.80	4.897	.864	60.00
8	8.625	7	7.625	.500	62.00	6.813	.906	112.00	6.875	.875	108.00
10	10.750	8-1/2	9.750	.500	110.00	8.500	1.125	247.00	-----	-----	-----
12	12.750	10	11.750	.500	185.00	10.126	1.312	484.00	-----	-----	-----
14	14.000	11	13.000	.500	210.00	11.188	1.406	590.00	-----	-----	-----
16	16.000	12	15.000	.500	265.00	12.812	1.594	812.00	-----	-----	-----
18	18.000	13-1/2	17.000	.500	344.00	14.438	1.781	1097.00	-----	-----	-----
20	20.000	15	19.000	.500	430.00	16.062	1.969	1690.00	-----	-----	-----
24	24.000	17	23.000	.500	600.00	19.312	2.344	2950.00	-----	-----	-----



DIMENSIONS

unit : inch / lb

Nominal Pipe Size Run X Outlet	Outside Diameter Run (O. D.)	Outside Diameter Outlet (O. D.)	Center to End Run (C)	Center to End Outlet (M)	Schedule 5S					Schedule 10S					Schedule 40S				
					Inside Diameter Run (I. D.)	Inside Diameter Outlet (I. D.)	Wall Thickness Run (T)	Wall Thickness Outlet (t)	Approx. Weight **	Inside Diameter Run (I. D.)	Inside Diameter Outlet (I. D.)	Wall Thickness Run (T)	Wall Thickness Outlet (t)	Approx. Weight **	Inside Diameter Run (I. D.)	Inside Diameter Outlet (I. D.)	Wall Thickness Run (T)	Wall Thickness Outlet (t)	Approx. Weight **
1/2 x 1/4	.840	.540	1	1	.710	.410	.065	.065	.16	.674	.410	.083	.065	.18	.622	.364	.109	.088	.20
1/2 x 3/8	.840	.675	1	1	.710	.545	.065	.065	.17	.674	.545	.083	.065	.19	.622	.493	.109	.091	.21
3/4 x 3/8	1.050	.675	1-1/8	1-1/8	.920	.545	.065	.065	.19	.884	.545	.083	.065	.24	.824	.493	.113	.091	.32
3/4 x 1/2	1.050	.840	1-1/8	1-1/8	.920	.710	.065	.065	.20	.884	.674	.083	.083	.25	.824	.622	.113	.109	.34
1 x 3/8	1.315	.675	1-1/2	1-1/2	1.185	.545	.065	.065	.34	1.097	.545	.109	.065	.54	1.049	.493	.133	.091	.56
1 x 1/2	1.315	.840	1-1/2	1-1/2	1.185	.710	.065	.065	.35	1.097	.674	.109	.083	.55	1.049	.622	.133	.109	.57
1 x 3/4	1.315	1.050	1-1/2	1-1/2	1.185	.920	.065	.065	.36	1.097	.884	.109	.083	.56	1.049	.824	.133	.113	.59
1-1/4 x 1/2	1.660	.840	1-7/8	1-7/8	1.530	.710	.065	.065	.64	1.442	.674	.109	.083	.95	1.380	.622	.140	.109	1.12
1-1/4 x 3/4	1.660	1.050	1-7/8	1-7/8	1.530	.920	.065	.065	.66	1.442	.884	.109	.083	.97	1.380	.824	.140	.113	1.15
1-1/4 x 1	1.660	1.315	1-7/8	1-7/8	1.530	1.185	.065	.065	.68	1.442	1.097	.109	.109	.99	1.380	1.049	.140	.133	1.17
1-1/2 x 1/2	1.900	.840	2-1/4	2-1/4	1.770	.710	.065	.065	.81	1.682	.674	.109	.083	1.27	1.610	.622	.145	.109	1.61
1-1/2 x 3/4	1.900	1.050	2-1/4	2-1/4	1.770	.920	.065	.065	.82	1.682	.884	.109	.083	1.29	1.610	.824	.145	.113	1.63
1-1/2 x 1	1.900	1.315	2-1/4	2-1/4	1.770	1.185	.065	.065	.83	1.682	1.097	.109	.109	1.32	1.610	1.049	.145	.133	1.67
1-1/2 x 1-1/4	1.900	1.660	2-1/4	2-1/4	1.770	1.530	.065	.065	.85	1.682	1.442	.109	.109	1.35	1.610	1.380	.145	.140	1.71
2 x 3/4	2.375	1.050	2-1/2	1-3/4	2.245	.920	.065	.065	1.02	2.157	.884	.109	.083	1.59	2.067	.824	.154	.113	2.40
2 x 1	2.375	1.315	2-1/2	2	2.245	1.185	.065	.065	1.03	2.157	1.097	.109	.109	1.60	2.067	1.049	.154	.133	2.43
2 x 1-1/4	2.375	1.660	2-1/2	2-1/4	2.245	1.530	.065	.065	1.05	2.157	1.442	.109	.109	1.64	2.067	1.380	.154	.140	2.49
2 x 1-1/2	2.375	1.900	2-1/2	2-3/8	2.245	1.770	.065	.065	1.08	2.157	1.682	.109	.109	1.68	2.067	1.610	.154	.145	2.54
2-1/2 x 1	2.875	1.315	3	2-1/4	2.709	1.185	.083	.065	1.83	2.635	1.097	.120	.109	2.63	2.469	1.049	.203	.133	4.12
2-1/2 x 1-1/4	2.875	1.660	3	2-1/2	2.709	1.530	.083	.065	1.85	2.635	1.442	.120	.109	2.66	2.469	1.380	.203	.140	4.17
2-1/2 x 1-1/2	2.875	1.900	3	2-5/8	2.709	1.770	.083	.065	1.89	2.635	1.682	.120	.109	2.73	2.469	1.610	.203	.145	4.27
2-1/2 x 2	2.875	2.375	3	2-3/4	2.709	2.245	.083	.065	1.93	2.635	2.157	.120	.109	2.79	2.469	2.067	.203	.154	4.36
3 x 1	3.500	1.315	3-3/8	2-5/8	3.334	1.185	.083	.065	2.85	3.260	1.097	.120	.109	3.27	3.068	1.049	.216	.133	6.13
3 x 1-1/4	3.500	1.660	3-3/8	2-3/4	3.334	1.530	.083	.065	2.89	3.260	1.442	.120	.109	3.31	3.068	1.380	.216	.140	6.20
3 x 1-1/2	3.500	1.900	3-3/8	2-7/8	3.334	1.770	.083	.065	2.93	3.260	1.682	.120	.109	3.35	3.068	1.610	.216	.145	6.28
3 x 2	3.500	2.375	3-3/8	3	3.334	2.245	.083	.065	2.99	3.260	2.157	.120	.109	3.43	3.068	2.067	.216	.154	6.42
3 x 2-1/2	3.500	2.875	3-3/8	3-1/4	3.334	2.709	.083	.083	3.06	3.260	2.635	.120	.120	3.51	3.068	2.469	.216	.203	6.57
3-1/2 x 1-1/2	4.000	1.900	3-3/4	3-1/8	3.834	1.770	.083	.065	4.67	3.760	1.682	.120	.109	4.99	3.548	1.610	.226	.145	7.65
3-1/2 x 2	4.000	2.375	3-3/4	3-1/4	3.834	2.245	.083	.065	4.73	3.760	2.157	.120	.109	5.05	3.548	2.067	.226	.154	7.74
3-1/2 x 2-1/2	4.000	2.875	3-3/4	3-1/2	3.834	2.709	.083	.083	4.84	3.760	2.635	.120	.120	5.17	3.548	2.469	.226	.203	8.97
3-1/2 x 3	4.000	3.500	3-3/4	3-5/8	3.834	3.334	.083	.083	4.95	3.760	3.260	.120	.120	5.29	3.548	3.068	.226	.216	9.10
4 x 1-1/2	4.500	1.900	4-1/8	3-3/8	4.334	1.770	.083	.065	6.05	4.260	1.682	.120	.109	6.40	4.026	1.610	.237	.145	9.76
4 x 2	4.500	2.375	4-1/8	3-1/2	4.334	2.245	.083	.065	6.12	4.260	2.157	.120	.109	6.48	4.026	2.067	.237	.154	9.88
4 x 2-1/2	4.500	2.875	4-1/8	3-3/4	4.334	2.709	.083	.083	6.19	4.260	2.635	.120	.120	6.56	4.026	2.469	.237	.203	10.00
4 x 3	4.500	3.500	4-1/8	3-7/8	4.334	3.334	.083	.083	6.33	4.260	3.260	.120	.120	6.71	4.026	3.068	.237	.216	10.23
4 x 3-1/2	4.500	4.000	4-1/8	4	4.334	3.834	.083	.083	6.48	4.260	3.760	.120	.120	6.86	4.026	3.548	.237	.226	10.40



DIMENSIONS

unit : inch / lb

Nominal Pipe Size Run X Outlet	Outside Diameter Run (O.D.)	Outside Diameter Outlet (O.D.)	Center to End Run (C)	Center to End Outlet (M)	Schedule 80S					Schedule 160					XX Strong Wall				
					Inside Diameter Run (I.D.)	Inside Diameter Outlet (I.D.)	Wall Thickness (T)	Wall Thickness (t)	Approximate Weight **	Inside Diameter Run (I.D.)	Inside Diameter Outlet (I.D.)	Wall Thickness (T)	Wall Thickness (t)	Approximate Weight **	Inside Diameter Run (I.D.)	Inside Diameter Outlet (I.D.)	Wall Thickness (T)	Wall Thickness (t)	Approximate Weight **
1/2 x 1/4	.840	.540	1	1	.546	.302	.147	.119	.25	-----	-----	-----	-----	-----	-----	-----	-----	-----	-----
1/2 x 3/8	.840	.675	1	1	.546	.423	.147	.126	.27	-----	-----	-----	-----	-----	-----	-----	-----	-----	-----
3/4 x 3/8	1.050	.675	1-1/8	1-1/8	.742	.423	.154	.126	.38	.612	.301	.219	.187	.55	-----	-----	-----	-----	-----
3/4 x 1/2	1.050	.840	1-1/8	1-1/8	.742	.546	.154	.147	.40	.612	.466	.219	.187	.57	.434	.252	.308	.294	.81
1 x 3/8	1.315	.675	1-1/2	1-1/2	.957	.423	.179	.126	.73	.815	.301	.250	.187	1.02	-----	-----	-----	-----	-----
1 x 1/2	1.315	.840	1-1/2	1-1/2	.957	.546	.179	.147	.75	.815	.466	.250	.187	1.04	.599	.252	.358	.294	1.49
1 x 3/4	1.315	1.050	1-1/2	1-1/2	.957	.742	.179	.154	.76	.815	.614	.250	.218	1.07	.599	.434	.358	.308	1.53
1-1/4 x 1/2	1.660	.840	1-7/8	1-7/8	1.278	.546	.191	.147	1.29	1.160	.466	.250	.187	1.69	.896	.252	.382	.294	2.58
1-1/4 x 3/4	1.660	1.050	1-7/8	1-7/8	1.278	.742	.191	.154	1.32	1.160	.614	.250	.218	1.73	.896	.434	.382	.308	2.64
1-1/4 x 1	1.660	1.315	1-7/8	1-7/8	1.278	.957	.191	.179	1.35	1.160	.815	.250	.250	1.77	.896	.599	.382	.358	2.70
1-1/2 x 1/2	1.900	.840	2-1/4	2-1/4	1.500	.546	.200	.147	1.91	1.338	.466	.281	.187	2.67	1.100	.252	.400	.294	3.82
1-1/2 x 3/4	1.900	1.050	2-1/4	2-1/4	1.500	.742	.200	.154	1.93	1.338	.614	.281	.218	2.71	1.100	.434	.400	.308	3.87
1-1/2 x 1	1.900	1.315	2-1/4	2-1/4	1.500	.957	.200	.179	1.98	1.338	.815	.281	.250	2.77	1.100	.599	.400	.358	3.96
1-1/2 x 1-1/4	1.900	1.660	2-1/4	2-1/4	1.500	1.278	.200	.191	2.02	1.338	1.160	.281	.250	2.83	1.100	.896	.400	.382	4.05
2 x 3/4	2.375	1.050	2-1/2	1-3/4	1.939	.742	.218	.154	2.97	1.689	.614	.343	.218	4.67	1.503	.434	.436	.308	5.95
2 x 1	2.375	1.315	2-1/2	2	1.939	.957	.218	.179	3.01	1.689	.815	.343	.250	4.73	1.503	.599	.436	.358	6.02
2 x 1-1/4	2.375	1.660	2-1/2	2-1/4	1.939	1.278	.218	.191	3.08	1.689	1.160	.343	.250	4.84	1.503	.896	.436	.382	6.16
2 x 1-1/2	2.375	1.900	2-1/2	2-3/8	1.939	1.500	.218	.200	3.15	1.689	1.338	.343	.281	4.95	1.503	1.100	.436	.400	6.30
2-1/2 x 1	2.875	1.315	3	2-1/4	2.323	.957	.276	.179	5.86	2.125	.815	.375	.250	7.97	1.771	.599	.552	.358	11.73
2-1/2 x 1-1/4	2.875	1.660	3	2-1/2	2.323	1.278	.276	.191	5.93	2.125	1.160	.375	.250	8.06	1.771	.896	.552	.382	11.87
2-1/2 x 1-1/2	2.875	1.900	3	2-5/8	2.323	1.500	.276	.200	6.07	2.125	1.338	.375	.281	8.25	1.771	1.100	.552	.400	12.14
2-1/2 x 2	2.875	2.375	3	2-3/4	2.323	1.939	.276	.218	6.21	2.125	1.689	.375	.343	8.44	1.771	1.503	.552	.436	12.42
3 x 1	3.500	1.315	3-3/8	2-5/8	2.900	.957	.300	.179	8.23	2.624	.815	.438	.250	12.02	2.300	.599	.600	.358	16.46
3 x 1-1/4	3.500	1.660	3-3/8	2-3/4	2.900	1.278	.300	.191	8.33	2.624	1.160	.438	.250	12.16	2.300	.896	.600	.382	16.66
3 x 1-1/2	3.500	1.900	3-3/8	2-7/8	2.900	1.500	.300	.200	8.43	2.624	1.338	.438	.281	12.30	2.300	1.100	.600	.400	16.85
3 x 2	3.500	2.375	3-3/8	3	2.900	1.939	.300	.218	8.62	2.624	1.689	.438	.343	12.59	2.300	1.503	.600	.436	17.24
3 x 2-1/2	3.500	2.875	3-3/8	3-1/4	2.900	2.323	.300	.276	8.82	2.624	2.125	.438	.375	12.88	2.300	1.771	.600	.552	17.64
3-1/2 x 1-1/2	4.000	1.900	3-3/4	3-1/8	3.364	1.500	.318	.200	10.20	-----	-----	-----	-----	-----	2.728	1.100	.636	.400	20.40
3-1/2 x 2	4.000	2.375	3-3/4	3-1/4	3.364	1.939	.318	.218	10.32	-----	-----	-----	-----	-----	2.728	1.503	.636	.436	20.64
3-1/2 x 2-1/2	4.000	2.875	3-3/4	3-1/2	3.364	2.323	.318	.276	10.56	-----	-----	-----	-----	-----	2.728	1.771	.636	.552	21.12
3-1/2 x 3	4.000	3.500	3-3/4	3-5/8	3.364	2.900	.318	.300	10.80	-----	-----	-----	-----	-----	2.728	2.300	.636	.600	21.60
4 x 1-1/2	4.500	1.900	4-1/8	3-3/8	3.826	1.500	.337	.200	14.28	3.438	1.338	.531	.281	22.56	3.152	1.100	.674	.400	28.56
4 x 2	4.500	2.375	4-1/8	3-1/2	3.826	1.939	.337	.218	14.45	3.438	1.689	.531	.343	22.83	3.152	1.503	.674	.436	28.90
- /	.	.	- /	- /	-----	-----	-----	-----	-----
- /	.	.	- /	- /	-----	-----	-----	-----	-----
- /	.	.	- /	- /	-----	-----	-----	-----	-----

DIMENSIONS

unit : inch / lb

Nominal Pipe Size Run X Outlet	Outside Diameter Run (O.D.)	Outside Diameter Outlet (O.D)	Center to End Run (C)	Center to End Outlet (M)	Schedule 5S					Schedule 10S					Schedule 40S				
					Inside Diameter Run (I.D.)	Inside Diameter Outlet (I.D.)	Wall Thickness Run (T)	Wall Thickness Outlet (t)	Approx. Weight**	Inside Diameter Run (I.D.)	Inside Diameter Outlet (I.D.)	Wall Thickness Run (T)	Wall Thickness Outlet (t)	Approx. Weight**	Inside Diameter Run (I.D.)	Inside Diameter Outlet (I.D.)	Wall Thickness Run (T)	Wall Thickness Outlet (t)	Approx. Weight**
5 x2	5.563	2.375	4-7/8	4-1/8	5.345	2.245	.109	.065	10.92	5.295	2.157	.134	.109	11.29	5.047	2.067	.258	.154	17.43
5 x2-1/2	5.563	2.875	4-7/8	4-1/4	5.345	2.709	.109	.083	11.05	5.295	2.635	.134	.120	11.43	5.047	2.469	.258	.203	17.63
5 x3	5.563	3.500	4-7/8	4-3/8	5.345	3.334	.109	.083	11.18	5.295	3.260	.134	.120	11.56	5.047	3.068	.258	.216	17.84
5 x3-1/2	5.563	4.000	4-7/8	4-1/2	5.345	3.834	.109	.083	11.44	5.295	3.760	.134	.120	11.83	5.047	3.548	.258	.226	18.26
5 x4	5.563	4.500	4-7/8	4-5/8	5.345	4.334	.109	.083	11.70	5.295	4.260	.134	.120	12.10	5.047	4.026	.258	.237	18.67
6 x2-1/2	6.625	2.875	5-5/8	4-3/4	6.407	2.709	.109	.083	14.48	6.357	2.635	.134	.120	14.95	6.065	2.469	.280	.203	20.37
6 x3	6.625	3.500	5-5/8	4-7/8	6.407	3.334	.109	.083	14.62	6.357	3.260	.134	.120	15.13	6.065	3.068	.280	.216	26.32
6 x3-1/2	6.625	4.000	5-5/8	5	6.407	3.834	.109	.083	14.79	6.357	3.760	.134	.120	15.31	6.065	3.548	.280	.226	20.85
6 x4	6.625	4.500	5-5/8	5-1/8	6.407	4.334	.109	.083	15.13	6.357	4.260	.134	.120	15.66	6.065	4.026	.280	.237	21.34
6 x5	6.625	5.563	5-5/8	5-3/8	6.407	5.345	.109	.109	15.48	6.357	5.295	.134	.134	16.02	6.065	5.047	.280	.258	21.82
8 x3	8.625	3.500	7	6	8.407	3.334	.109	.083	26.04	8.329	3.260	.148	.120	29.00	7.981	3.068	.322	.216	38.72
8 x3-1/2	8.625	4.000	7	6	8.407	3.834	.109	.083	26.35	8.329	3.760	.148	.120	29.32	7.981	3.548	.322	.226	39.18
8 x4	8.625	4.500	7	6-1/8	8.407	4.334	.109	.083	26.66	8.329	4.260	.148	.120	29.67	7.981	4.026	.322	.237	39.64
8 x5	8.625	5.563	7	6-3/8	8.407	5.345	.109	.109	27.28	8.329	5.295	.148	.134	30.36	7.981	5.047	.322	.258	40.56
8 x6	8.625	6.625	7	6-5/8	8.407	6.407	.109	.109	27.90	8.329	6.357	.148	.134	31.05	7.981	6.065	.322	.280	41.49
10 x4	10.750	4.500	8-1/2	7-1/4	10.482	4.334	.134	.083	46.75	10.420	4.260	.165	.120	50.15	10.020	4.026	.365	.237	66.30
10 x5	10.750	5.563	8-1/2	7-1/2	10.482	5.345	.134	.109	47.30	10.420	5.295	.165	.134	50.74	10.020	5.047	.365	.258	67.08
10 x6	10.750	6.625	8-1/2	7-5/8	10.482	6.407	.134	.109	48.40	10.420	6.357	.165	.134	51.92	10.020	6.065	.365	.280	68.64
10 x8	10.750	8.625	8-1/2	8	10.482	8.407	.134	.109	49.50	10.420	8.329	.165	.148	53.10	10.020	7.981	.365	.322	70.20
12 x5	12.750	5.563	10	8-1/2	12.438	5.345	.156	.109	70.55	12.390	5.295	.180	.134	73.95	12.000	5.047	.375	.258	116.00
12 x6	12.750	6.625	10	8-5/8	12.438	6.407	.156	.109	71.38	12.390	6.357	.180	.134	74.82	12.000	6.065	.375	.280	118.00
12 x8	12.750	8.625	10	9	12.438	8.407	.156	.109	73.04	12.390	8.329	.180	.148	76.56	12.000	7.981	.375	.322	120.00
12 x10	12.750	10.750	10	9-1/2	12.438	10.482	.156	.134	74.70	12.390	10.420	.180	.165	78.30	12.000	10.020	.375	.365	123.00
14 x6	14.000	6.625	11	9-3/8	13.688	6.407	.156	.109	75.65	13.624	6.357	.188	.134	90.95	13.250	6.065	.375	.280	148.00
14 x8	14.000	8.625	11	9-3/4	13.688	8.407	.156	.109	76.54	13.624	8.329	.188	.148	92.02	13.250	7.981	.375	.322	150.00
14 x10	14.000	10.750	11	10-1/8	13.688	10.482	.156	.134	78.32	13.624	10.420	.188	.165	94.16	13.250	10.020	.375	.365	154.00
14 x12	14.000	12.750	11	10-5/8	13.688	12.438	.156	.156	80.10	13.624	12.390	.188	.180	96.30	13.250	12.000	.375	.375	157.00
16 x6	16.000	6.625	12	10-3/8	15.670	6.407	.165	.109	96.60	15.624	6.357	.188	.134	109.00	15.250	6.065	.375	.280	184.00
16 x8	16.000	8.625	12	10-3/4	15.670	8.407	.165	.109	97.75	15.624	8.329	.188	.148	110.00	15.250	7.981	.375	.322	187.00
16 x10	16.000	10.750	12	11-1/8	15.670	10.482	.165	.134	98.90	15.624	10.420	.188	.165	112.00	15.250	10.020	.375	.365	189.00
16 x12	16.000	12.750	12	11-5/8	15.670	12.438	.165	.156	101.00	15.624	12.390	.188	.180	114.00	15.250	12.000	.375	.375	193.00
16 x14	16.000	14.000	12	12	15.670	13.688	.165	.156	103.00	15.624	13.624	.188	.188	117.00	15.250	13.250	.375	.375	198.00
18 x8	18.000	8.625	13-1/2	11-3/4	17.670	8.407	.165	.109	125.00	17.624	8.329	.188	.148	142.00	17.250	7.981	.375	.322	240.00
18 x10	18.000	10.750	13-1/2	12-1/8	17.670	10.482	.165	.134	126.00	17.624	10.420	.188	.165	143.00	17.250	10.020	.375	.365	243.00
18 x12	18.000	12.750	13-1/2	12-5/8	17.670	12.438	.165	.156	128.00	17.624	12.390	.188	.180	145.00	17.250	12.000	.375	.375	246.00
18 x14	18.000	14.000	13-1/2	13	17.670	13.688	.165	.156	131.00	17.624	13.624	.188	.188	148.00	17.250	13.250	.375	.375	251.00
18 x16	18.000	16.000	13-1/2	13	17.670	15.670	.165	.165	134.00	17.624	15.624	.188	.188	152.00	17.250	15.250	.375	.375	257.00
20 x8	20.000	8.625	15	12-3/4	19.624	8.407	.188	.109	141.00	19.564	8.329	.218	.148	189.00	19.250	7.981	.375	.322	297.00
20 x10	20.000	10.750	15	13-1/8	19.624	10.482	.188	.134	143.00	19.564	10.420	.218	.165	191.00	19.250	10.020	.375	.365	300.00
20 x12	20.000	12.750	15	13-5/8	19.624	12.438	.188	.156	145.00	19.564	12.390	.218	.180	193.00	19.250	12.000	.375	.375	304.00
20 x14	20.000	14.000	15	14	19.624	13.688	.188	.156	147.00	19.564	13.624	.218	.188	196.00	19.250	13.250	.375	.375	308.00
20 x16	20.000	16.000	15	14	19.624	15.670	.188	.165	150.00	19.564	15.624	.218	.188	200.00	19.250	15.250	.375	.375	315.00
20 x18	20.000	18.000	15	14-1/2	19.624	17.670	.188	.165	154.00	19.564	17.624	.218	.188	205.00	19.250	17.250	.375	.375	322.00
24 x10	24.000	10.750	17	15-1/8	23.564	10.482	.218	.134	247.00	23.500	10.420	.250	.165	284.00	23.250	10.020	.375	.365	413.00
24 x12	24.000	12.750	17	15-5/8	23.564	12.438	.218	.156	250.00	23.500	12.390	.250	.180	288.00	23.250	12.000	.375	.375	418.00
24 x14	24.000	14.000	17	16	23.564	13.688	.218	.156	253.00	23.500	13.624	.250	.188	291.00	23.250	13.250	.375	.375	423.00
24 x16	24.000	16.000	17	16	23.564	15.670	.218	.165	256.00	23.500	15.624	.250	.188	295.00	23.250	15.250	.375	.375	428.00
24 x18	24.000	18.000	17	16-1/2	23.564	17.670	.218	.165	262.00	23.500	17.624	.250	.188	302.00	23.250	17.250	.375	.375	438.00
24 x20	24.000	20.000	17	17	23.564	19.624	.218	.188	268.00	23.500	19.564	.250	.218	308.00	23.250	19.250	.375	.375	448.00